







# FLAT WASHER SIZE CHART METRIC



- 1.6 mm 
- 2 mm 
- 2.5 mm 
- 3 mm 
- 3.5 mm 
- 4 mm 
- 5 mm 
- 6 mm 

- 16 mm 
- 14 mm 
- 12 mm 
- 10 mm 
- 8 mm 
- 7 mm 

- 18 mm 
- 20 mm 
- 22 mm 
- 24 mm 

USE THE SCALE ALONG WITH THE WASHER DIAGRAMS TO FIND WASHER SIZE

PRINT PAGE AT 100% AND MEASURE THE SCALE TO VERIFY ACCURACY